



HPT- 75 Threaded Probe Temperature Ranges A and E

Specifications

Temperature Ranges:

Temperature Range A

Low: 32° F [0° C]

High: 302° F [150° C]

Temperature Range E

Low: -100° F [-73° C]

High: 400° F [205° C]

Linear Range: 0.050 inches [1.27 millimeters]
with a 5 foot [1.52 meters] long Capacitec L2
cable. For cables longer than 5ft consult factory.

Maximum Range: 0.075 inches [1.91 millimeters]

Calibration:

- A 20 point archived calibration record of voltage output versus nominal displacement is provided standard with every probe.
- Several NIST traceable calibrations are available.

Material: Case, guard, and sensor are 303 stainless steel

Driven Guard: The guard element is driven with an electronic voltage of 2V to 20V peak to peak. The guard must not be grounded.

Dip Coating: "-D" epoxy dip coatings are optional to prevent accidental earth grounding or shorting of the elements.


Mounting:

- Probe is designed to be mounted into a 1/4-28 UNF-2B threaded hole. A #7 (0.201 inch diameter) tap drill must be used to drill the hole.
- Distance to target is adjusted by rotating the probe.
- An optional nut may be used to lock the probe in place.

Cable:

- Coaxial Capacitec L2 or L3 cable is standard.
- Probe must be calibrated with the cable type and length selected.
- Cable may not be cut or spliced.

Probe Lengths: There are 3 standard probe lengths, and 6 non-standard probe lengths. See drawing for dimensions.





HPT- 75 High Temperature Threaded Probe Temperature Ranges V and S

Specifications

Temperature Ranges:

Temperature Range V

Low: -100° F [-73° C]

High: 1600° F [871° C]

Temperature Range S

Low: -100° F [-73° C]

High: 1832° F [1000° C]

Linear Range: 0.050 inches [1.27 millimeters] with a 5 foot [1.52 meters] long Capacitec T cable. For longer than 5 ft consult factory.

Maximum Range: 0.075 inches [1.91 millimeters]

Calibration:

- A 20 point archived calibration record of voltage output versus nominal displacement is provided standard with every probe.
- Several NIST traceable calibrations are available.

Material: Case, guard, and sensor are Inconel 600[®] (range V) or Haynes 230[®] (range S).

Driven Guard: The guard element is driven with an electronic voltage of 2V to 20V peak to peak. The guard must not be grounded.

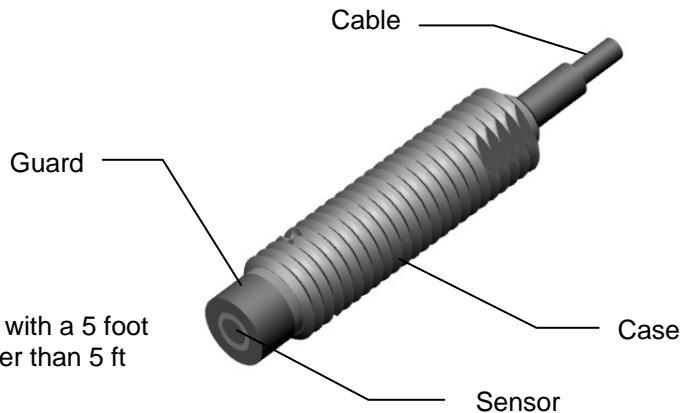
Mounting:

- Probe is designed to be mounted into a 1/4-28 UNF-2B threaded hole. A #7 (0.201 inch diameter) tap drill must be used to drill the hole.
- Distance to target is adjusted by rotating the probe.
- An optional nut may be used to lock the probe in place.

Cable:

- High temperature, insulated, coaxial Capacitec T cable is standard.
- Probe must be calibrated with the cable type and length selected.
- Cable must not be cut or spliced.

Probe Lengths: There are 3 standard probe lengths, and 6 non-standard probe lengths. See drawing for dimensions.





HPT- 75 Threaded Probe Part Number Reference Guide

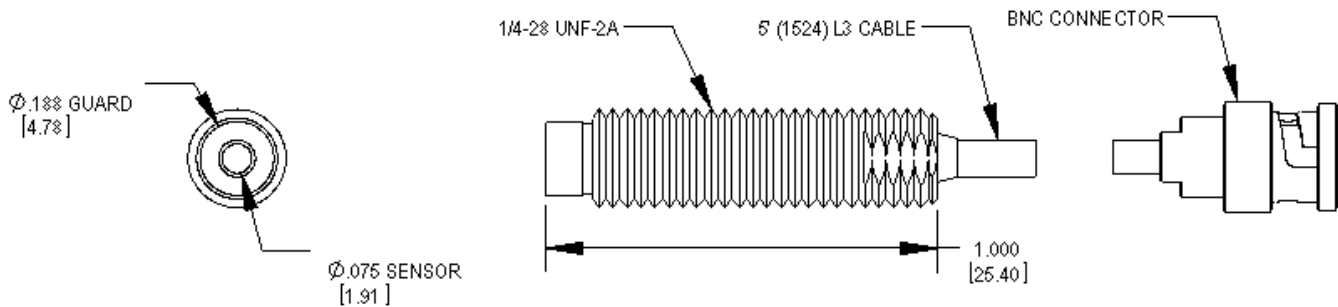
HPT – 75	X	-	X	-	XX	-	XX	-	X
PROBE LENGTH	OPERATING TEMPERATURE	CABLE TYPE	CABLE LENGTH	CONNECTOR TYPE					
A - .500" (12.70)	A - 32 to 302°F (0 to 150°C)	L2 - .093" coax (2.36)	5 - 5' Standard (1524)	M - 10-32 Microdot					
B - .625" (15.88)	E - -100 to 400°F (-73 to 205°C)	L3 - .063" coax (1.60)	X - Other in ft.	B - BNC					
C - .750" (19.05)				MCX - MCX					
D - .850" (21.59)	V - -100 to 1600°F (-73 to 371°C)	T - (High Temp) .063" coax (1.60)							
E - 1.000" (25.40)	S - -100 to 1832°F (-73 to 1000°C)	N3 - (High Temp) .080" coax (2.03)							
F - 1.250" (31.75)									
G - 1.500" (38.10)									
H - 1.750" (44.45)									
I - 2.000" (50.80)									

(DIMENSIONS) IN MILLIMETERS

EXAMPLE: HPT-75E-A-L3-5-B

HPT-75E

A TEMPERATURE RANGE





HPT-75

Standard Threaded Probes

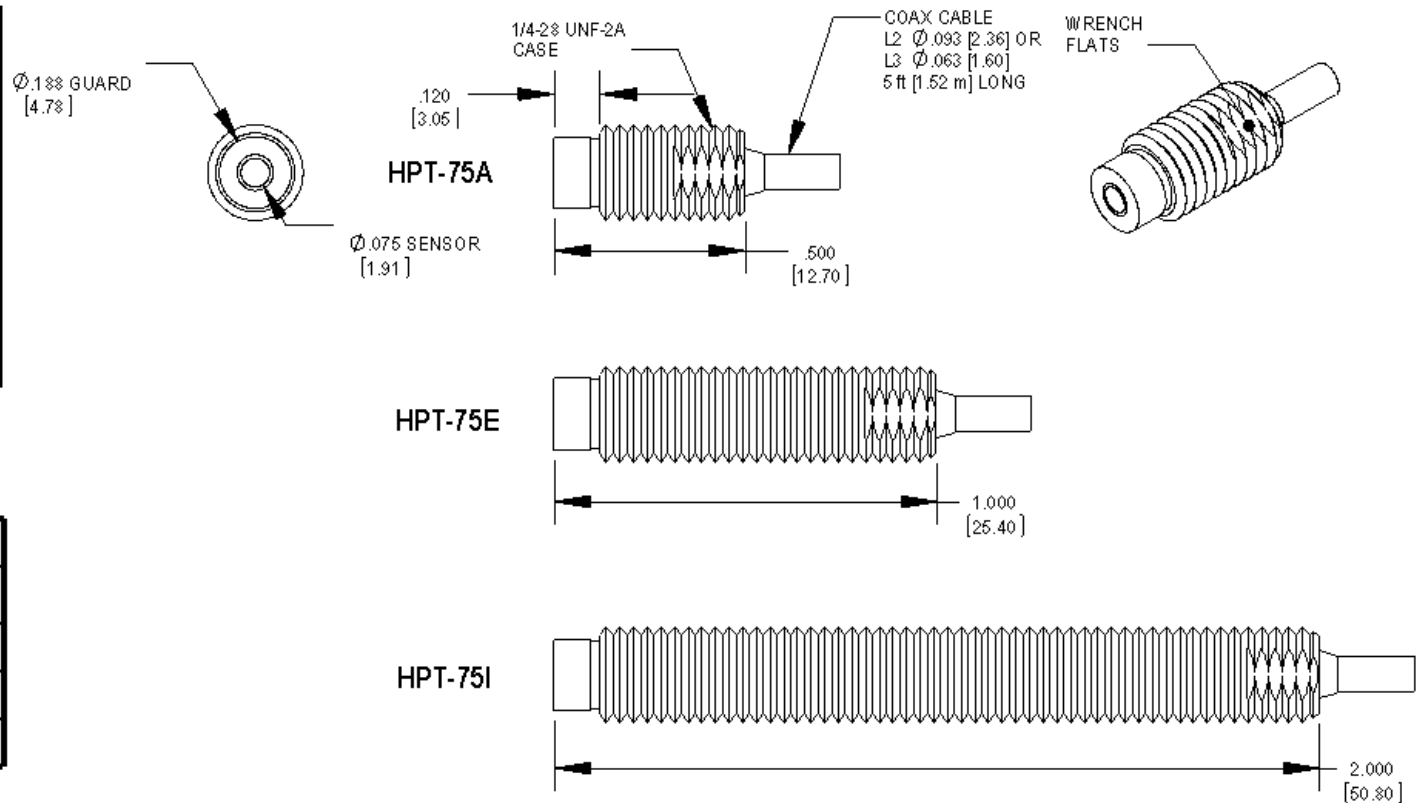
Temperature Ranges A and E

Lengths A, E, and I

DIMENSIONS ARE NOMINAL VALUES

CUSTOM LENGTH OPTIONS	
OPTION	LENGTH
B	.625 [15.88]
C	.750 [19.05]
D	.875 [22.23]
F	1.250 [31.75]
G	1.500 [38.10]
H	1.750 [44.45]

TEMPERATURE RANGE				
OPTION	RANGE (°F)		RANGE (°C)	
	LOW	HIGH	LOW	HIGH
A	32 °	302 °	0 °	150 °
E	-100 °	400 °	-73 °	205 °



Capacitec

HPT-75

Standard High Temperature Threaded Probes Temperature Ranges V and S Lengths A, E, and I

DIMENSIONS ARE NOMINAL VALUES

CUSTOM LENGTH OPTIONS	
OPTION	LENGTH
B	.625 [15.88]
C	.750 [19.05]
D	.875 [22.23]
F	1.250 [31.75]
G	1.500 [38.10]
H	1.750 [44.45]

TEMPERATURE RANGE				
OPTION	RANGE (°F)		RANGE (°C)	
	LOW	HIGH	LOW	HIGH
V	-100°	1600°	-73°	871°
S	-100°	1832°	-73°	1000°

