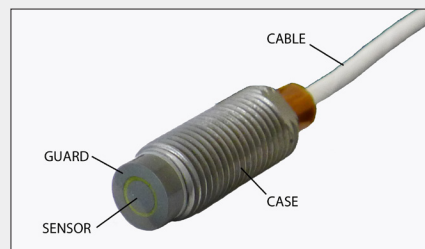


# HPT-150

## HPT-150 Series Threaded Probes for Precision Dimensional Measurement

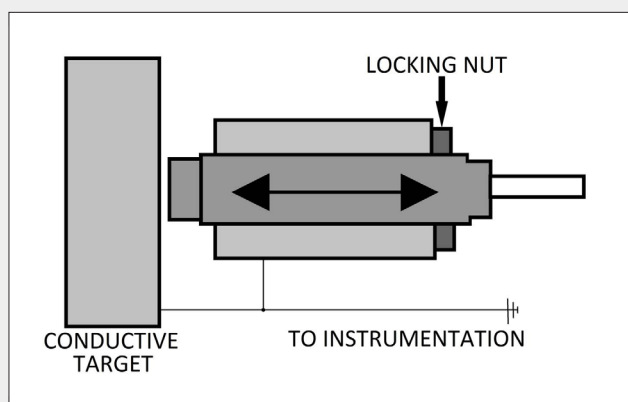
Capacitec's HPT non-contact probes are our standard line of threaded capacitive sensors. The sensor and guard elements are provided in a protective metal case. The HPT family of probes supports cable lengths of up to 10 meters in standard applications.

Built in wrench flats allow for easy installation and adjustments. Once in the desired location, a nut may be used to secure the probe in place. Capacitec also offers custom configurations. Please consult the Capacitec technical support team for more information.



These probes have the largest displacement to sensor diameter ratio in the industry, yielding twice the linear range of competitors.

HPT threaded probes are available in a wide operational temperature range for precise measurements from cryogenic to 1000°C.



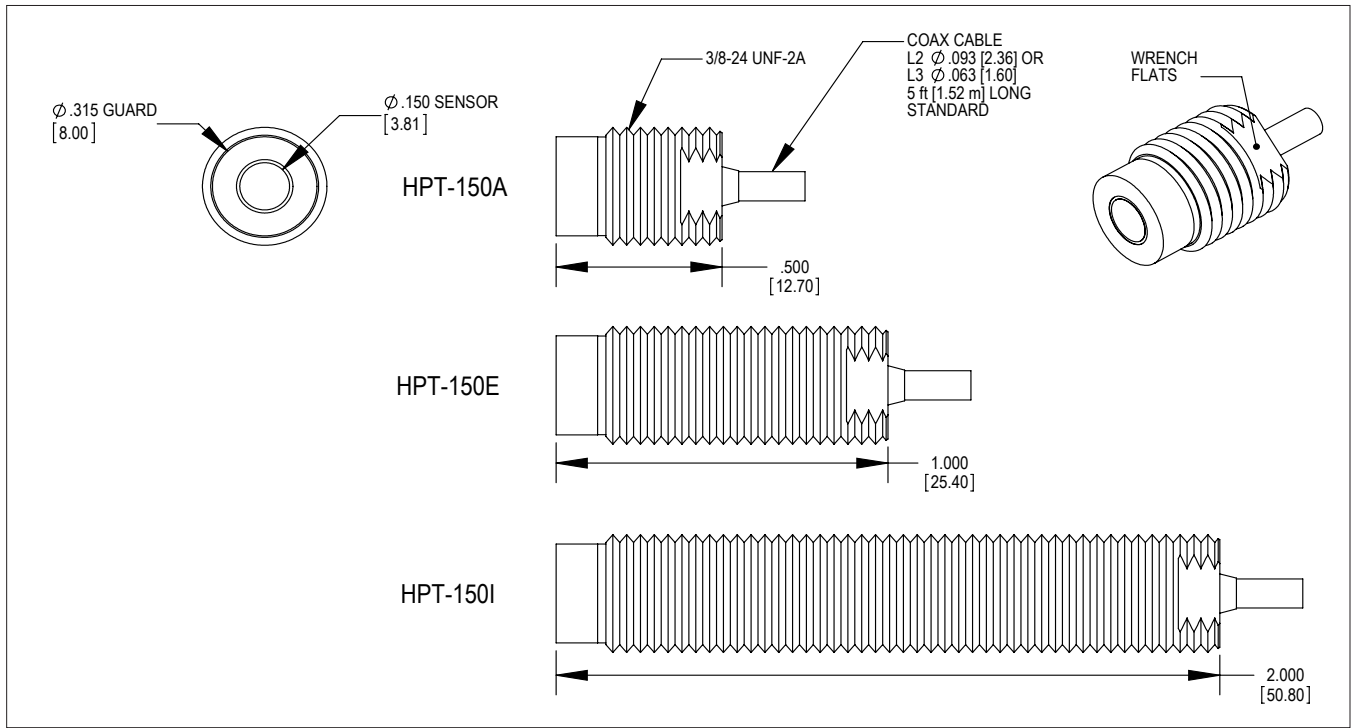
Adjust probe to desired distance and secure in place with a nut



Complete Standard Capacitec HPT family

# Standard Temperature Probes

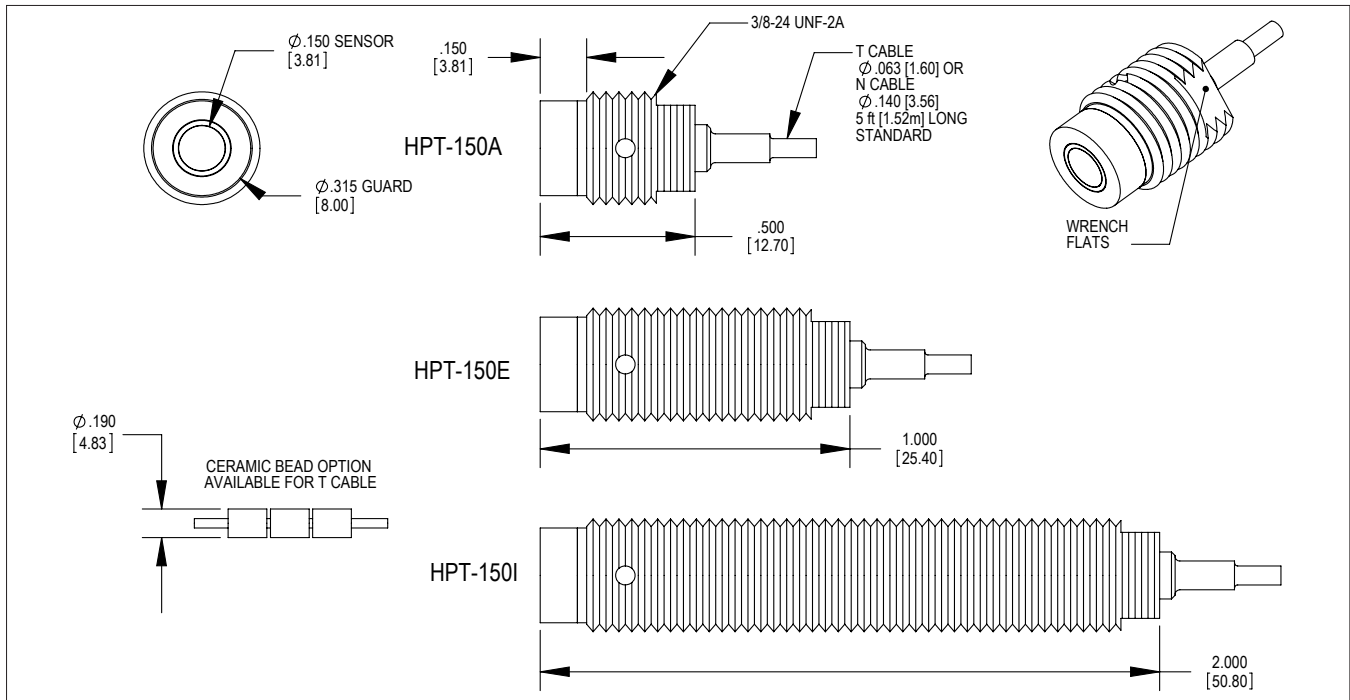
## Temperature Ranges A & E



Linear Range		0.100" [2.54]
Maximum Range		0.150" [3.81]
Material (Case, Guard and Sensor)		303 stainless steel
Standard Probe Lengths	A	0.500" [12.70]
	E	1.000" [25.40]
	I	2.000" [50.80]
	Custom	Custom lengths B to H available B .625" [15.88], C .750" [19.05], D .875" [22.23], F 1.250" [31.75], G 1.500" [38.10], H 1.750" [44.45], please consult factory
Temperature Ranges	A	32°F [0°C] to 302°F [150°C], please consult factory for cryogenic
(Continuous Use)	E	-100°F [-73°C] to 400°F [205°C], please consult factory for cryogenic
Sensor OD		0.150" [3.81]
Case		3/8-24 UNF-2A thread
Connector Options		Microdot, BNC or MCX, (microdot and MCX not compatible with I2 cable)
Cable Options OD		L2 0.093" [2.36], L3 0.063" [1.60] or I2 0.125" [3.18], all cable must not be cut or spliced
Dip Coating		Optional protective epoxy dip coating available
Calibration	NIST Traceable	20 point archived calibration record of nominal displacement versus voltage standard  Several sensitivities available
Mounting		3/8-24 UNF-2B threaded hole


# High Temperature Probes

## Temperature Ranges V & S



Linear Range		0.100" [2.54]
Maximum Range		0.150" [3.81]
Material (Case, Guard and Sensor)	V	Inconel 600 <sup>®</sup>
	S	Haynes 230 <sup>®</sup>
Standard Probe Lengths	A	0.500" [12.70]
	E	1.000" [25.40]
	I	2.000" [50.80]
	Custom	Custom lengths B to H available B .625" [15.88], C .750" [19.05], D .875" [22.23], F 1.250" [31.75], G 1.500" [38.10], H 1.750" [44.45], please consult factory
Temperature Ranges (Continuous Use)	V	-100°F [-73°C] to 1600°F [871°C], please consult factory for cryogenic
	S	-100°F [-73°C] to 1832°F [1000°C], please consult factory for cryogenic
Case		3/8-24 UNF-2A thread
Sensor OD		0.150" [3.81]
Connector Options		Microdot, BNC or MCX, (microdot and MCX not compatible with N cable)
Cable Options OD		T 0.063" [1.60] or N 0.140" [3.56], all cable must not be cut or spliced
Dip Coating		Custom coatings available, please consult factory
Calibration	NIST Traceable	20 point archived calibration record of nominal displacement versus voltage standard  Several sensitivities available
Mounting		3/8-24 UNF-2B threaded hole

# Ordering Format



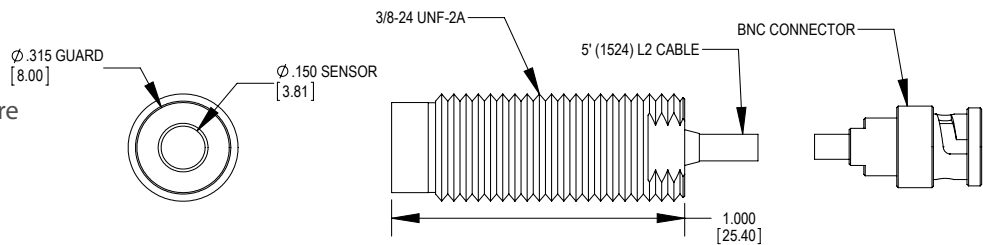
**HPT – 150 X - X - XX - XX - X - X**

PROBE LENGTH	OPERATING TEMPERATURE	CABLE TYPE	CABLE LENGTH	CONNECTOR TYPE	DIP COATING
A - .500" (12.70)	Standard Temperature A - 32 to 302°F (0 to 150°C) E - -100 to 400°F (-73 to 205°C)	L2 - .093" coax (2.36)	5 - 5' Standard (1524)	M - 10-32 Microdot (Not compatible with I2 or N cable)	D - For dip coating (only available for A and E temperature probes) Adds .002" (0.05)
B - .625" (15.88)		L3 - .063" coax (1.60)	X - Other in ft.	B - BNC	
C - .750" (19.05)		I2 - .125" coax (3.18)		MCX - MCX (Not compatible with I2 or N cable)	Leave blank for no coating
D - .850" (21.59)	High Temperature V - -100 to 1600°F (-73 to 871°C) S - -100 to 1832°F (-73 to 1000°C)	T - High Temp .063" semi rigid coax (1.60)	Specify Beads or Over Braid if Desired <b>(DIMENSIONS) IN MILLIMETERS</b>		
E - 1.000" (25.40)		N - High Temp .140" braided coax (3.56)			
F - 1.250" (31.75)		N2 - N cable with Nextel Over Braid			
G - 1.500" (38.10)					
H - 1.750" (44.45)					
I - 2.000" (50.80)					

EXAMPLE: HPT-150E-E-L2-5-B-D

HPT-150 with

- 400°F [205°C] Max temperature
- Dip coating option



**US HEADQUARTERS**

Capacitec, Inc.  
87 Fitchburg Road  
P.O. Box 819  
Ayer, Massachusetts 01432  
USA  
TEL: 978-772-6033  
FAX: 978-772-6036  
email: sales@capacitec.com  
www.capacitec.com

**EUROPEAN HEADQUARTERS**

Capacitec Europe  
16, rue Séjourné  
94044 CRETEIL cedex  
FRANCE  
TEL: 33 1 43 39 48 68  
FAX: 33 1 49 80 07 49  
email: eurosales@capacitec.com  
http://fr.capacitec.com